



FIRE LADDERS

NFPA CERTIFIED

Pumper Ladders

Truss Ladders

Combination Ladders

Folding Ladders

Fiberglass Ladders

- **Roof**
- **Two Section**
- **Three section**



**INTERNATIONAL SALES OFFICE
P.O.BOX 89
GLENVIEW, ILLINOIS 60025 U.S.A.**

TEL: 847-635-7400 FAX: 847-635-0916 EMAIL: ASDAMIANO@AOL.COM

Super Compact Pumper Ladders

ALCO-LITE

ALCO-LITE® pumper ladders have been the standard in the industry since 1930 -- engineered and manufactured to exacting standards for use on general fire fighting trucks and pumper trucks.

Features

- Field repairable with factory parts
- Huge inventory for fast shipment
- Special widths for replacement ladders available upon request
- Equipped with 1/2" diameter halyards
- Meets/exceeds N.F.P.A. 1931 standards
- Equipped with high strength steel butt spurs and rounded aluminum top caps for increased durability; oversized 2-1/4" pulley for easy operation



High strength steel butt spurs protect rail ends and help secure base

**Easy Rung
Replacement**
Instructions on page 15

Model	Extended Length	Closed Length	Width	Banking Thickness	Weight
PEL3-16	16'	7' 4-1/2"	23-1/2"	7-1/4"	61 lbs
PEL3-19	19'	8' 6-1/2"	23-1/2"	7-1/4"	70 lbs



FIRE LADDERS

ALCO-LITE

Pumper Ladders

ALCO-LITE® pumper ladders have been the standard in the industry since 1930 -- engineered and manufactured to exacting standards for use on general fire fighting trucks and pumper trucks.

Features

- Field repairable with factory parts
- Huge inventory for fast shipment
- Special widths for replacement ladders available upon request
- All PEL and PEL3 extension ladders equipped with 1/2" diameter halyards
- Roof ladder equipped with reinforcing brace between hooks for increased rigidity
- Meets/exceeds N.F.P.A. 1931 standards
- Equipped with high strength steel butt spurs and rounded aluminum top caps for increased durability; oversized 2-1/4" pulley for easy operation



Roof ladders have high strength steel, 3/4" rotating roof hooks with reinforcing brace for longer service and durability



High strength steel butt spurs protect rail ends and help secure base

**Easy Rung
Replacement**

Instructions on page 15



FIRE LADDERS

Pumper Ladders



ALCO-LITE

PRL Series

Aluminum Pumper Type Roof Ladder

PRL nests in base section of PEL or PEL3 series

Pumper type single wall ladder, (PWL series), similar to roof ladder, is available upon request

High strength steel, 3/4" rotating roof hooks with reinforcing brace for longer service and durability

Model	Length	Width	Banking Thickness	Weight
PRL-08	8' 5"	18-1/2"	2-7/8"	27 lbs
PRL-10	10' 9"	18-1/2"	2-7/8"	33 lbs
PRL-12	12' 0"	18-1/2"	2-7/8"	36 lbs
PRL-14	14' 3"	18-1/2"	2-7/8"	42 lbs
PRL-16	16' 7"	18-1/2"	2-7/8"	48 lbs
PRL-18	18' 10"	18-1/2"	2-7/8"	54 lbs
PRL-20	20' 0"	18-1/2"	2-7/8"	60 lbs

PEL Series

Aluminum Two-Section Pumper Type Ladder

Our best-selling extension ladder!

Oversized 2-1/4" pulley for easy operation

Companion to PRL roof ladder

Model	Extended Length	Closed Length	Width	Banking Thickness	Weight
PEL-12	12'	8' 5"	21"	5-1/16"	48 lbs
PEL-14	14'	9' 7"	21"	5-1/16"	53 lbs
PEL-16	16'	10' 9"	21"	5-1/16"	59 lbs
PEL-20	20'	12' 0"	21"	5-1/16"	66 lbs
PEL-24	24'	14' 3"	21"	5-1/16"	75 lbs
PEL-28	28'	16' 7"	22"	5-13/16"	114 lbs
PEL-30	30'	17' 9"	22"	5-13/16"	122 lbs
PEL-35	35'	20' 1"	22"	5-13/16"	139 lbs

PEL3 Series

Aluminum Three-Section Pumper Type Ladder

Oversized 2-1/4" pulley for easy operation

Staypoles optional on 40' (PEL3-40P)

PEL3-fly section activated by cable and operates automatically with center section

Model	Extended Length	Closed Length	Width	Banking Thickness	Weight
PEL3-24	24'	12' 2"	23-1/2"	7-1/4"	105 lbs
PEL3-28	28'	13' 4"	25"	8-1/4"	145 lbs
PEL3-30	30'	14' 6"	25"	8-1/4"	158 lbs
PEL3-35	35'	15' 8"	25"	8-1/4"	170 lbs
PEL3-40	40'	17' 0"	25"	8-1/4"	200 lbs
PEL3-40P	40'	17' 0"	26"	8-1/4"	220 lbs

FIRE LADDERS

ALCO-LITE

Truss Ladders

ALCO-LITE® truss construction ladders have been a tradition in the industry since their inception by our founder. Built with the same work ethic and craftsmanship as those of the 1930's, you can depend upon their truly traditional quality.

Features

- Field repairable with factory parts
- All TEL and TEL3 extension ladders equipped with 1/2" diameter halyards
- TRL nests in base section of TEL or TEL3 models
- Truss design for maximum strength to weight ratio
- Meets/exceeds N.F.P.A. 1931 standards
- Strong - rugged
- Special width for replacement ladders available upon request
- Oversized 2-1/4" pulley for easy operation



Roof ladders have high strength steel, 3/4" rotating roof hooks with reinforcing brace for longer service and durability



High strength steel butt spurs protect rail ends and help secure base



FIRE LADDERS

**Easy Rung
Replacement**
Instructions on page 15

Truss Ladders



TRL Series

Aluminum Truss Type Roof Ladder

Designed for scaling roofs

TRL may be supplied wider to nest with another TRL or a TWL (+ 3 1/2" in width)

Truss type single wall ladder, (TWL series), similar to roof ladder, is available upon request

High strength steel, 3/4" rotating roof hooks with reinforcing brace for longer service and durability

Model	Length	Width	Banking Thickness	Weight
TRL-12	12' 5"	19-1/16"	3-3/4"	43 lbs
TRL-14	14' 9"	19-1/16"	3-3/4"	50 lbs
TRL-16	16' 11"	19-1/16"	3-3/4"	56 lbs
TRL-18	18' 2"	19-1/16"	3-3/4"	60 lbs
TRL-20	20' 6"	19-1/16"	3-3/4"	65 lbs
TRL-24	24' 0"	19-1/16"	3-3/4"	76 lbs
TRL-26	26' 4"	19-1/16"	5-7/16"	92 lbs
TRL-28	28' 8"	19-1/16"	5-7/16"	100 lbs

TEL Series

Aluminum Two-Section Truss Type Ladder

Oversized 2-1/4" pulley for easy operation

Ladders 45' and larger equipped with staypoles - optional on 40'

P=with staypoles

Companion to TRL roof ladder

Model	Extended Length	Closed Length	Width	Banking Thickness	Weight
TEL-20	20'	13' 0"	22-1/4"	6-7/16"	93 lbs
TEL-24	24'	15' 4"	22-1/4"	6-7/16"	110 lbs
TEL-28	28'	16' 6"	22-1/4"	6-7/16"	118 lbs
TEL-30	30'	17' 8"	22-1/4"	6-7/16"	126 lbs
TEL-35	35'	20' 0"	22-1/4"	6-7/16"	141 lbs
TEL-40	40'	22' 4"	22-1/4"	6-7/16"	165 lbs
TEL-40P	40'	22' 4"	22-1/4"	8-1/8"	214 lbs
TEL-45P	45'	25' 10"	22-1/4"	8-1/8"	232 lbs
TEL-50P	50'	28' 2"	22-1/4"	8-1/8"	250 lbs

TEL3 Series

Aluminum Three-Section Truss Type Ladder

Oversized 2-1/4" pulley for easy operation

Ladders 45' and larger equipped with staypoles - optional on 40'

P=with staypoles

Companion to TRL roof ladder

TEL3-fly section activated

by cable and operates automatically with center section

Model	Extended Length	Closed Length	Width	Banking Thickness	Weight
TEL3-24	24'	12'	25-3/8"	9-1/16"	142 lbs
TEL3-28	28'	13' 2"	25-3/8"	9-1/16"	154 lbs
TEL3-30	30'	14' 4"	25-3/8"	9-1/16"	163 lbs
TEL3-35	35'	15' 6"	25-3/8"	9-1/16"	175 lbs
TEL3-40	40'	16' 8"	25-3/8"	9-1/16"	190 lbs
TEL3-40P	40'	16' 8"	27"	9-1/16"	223 lbs
TEL3-45P	45'	19' 0"	27"	10-3/4"	242 lbs
TEL3-50P	50'	20' 2"	27"	10-3/4"	273 lbs

FIRE LADDERS

ALCO-LITE

Combination Ladders

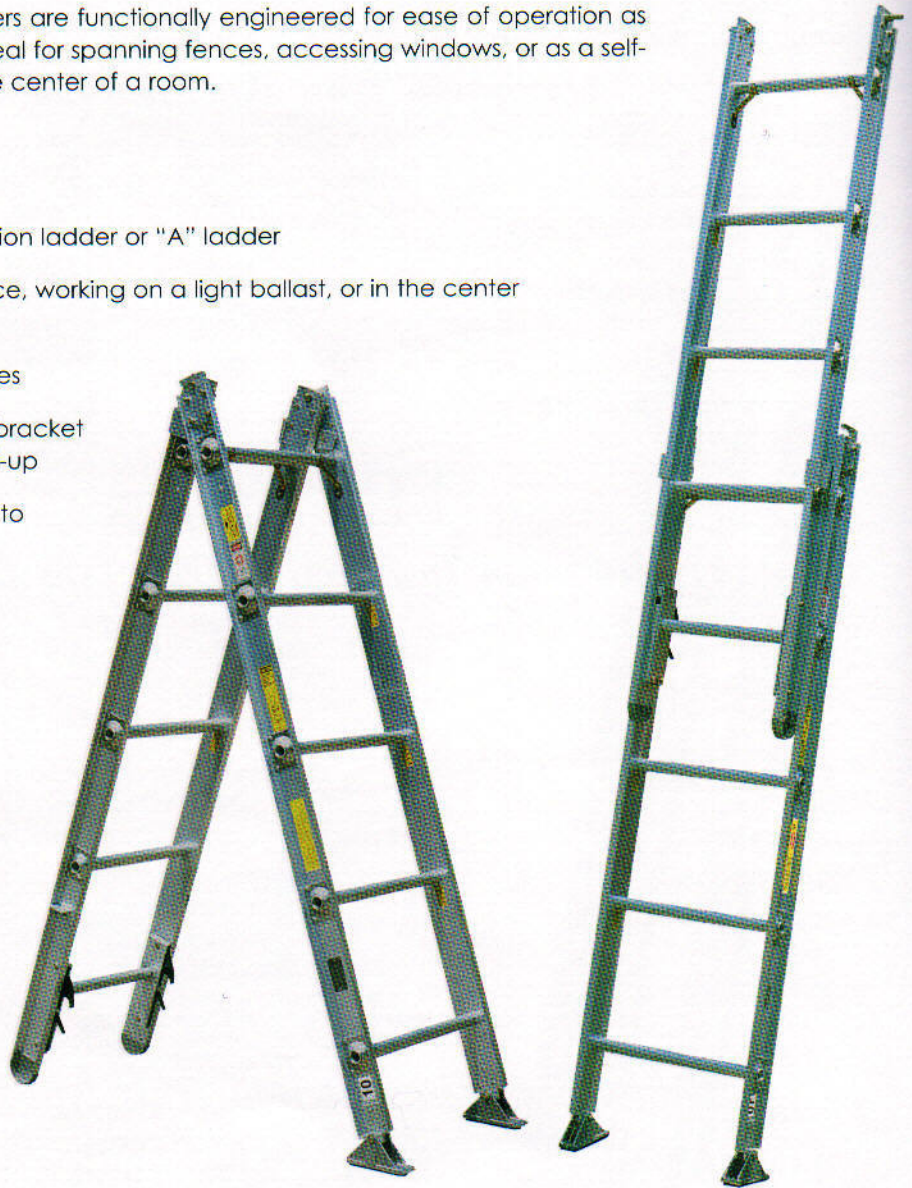
ALCO-LITE® combination ladders are functionally engineered for ease of operation as a step or extension ladder. Ideal for spanning fences, accessing windows, or as a self-supporting ladder set up in the center of a room.

Features

- Converts easily to extension ladder or "A" ladder
- Ideal for spanning a fence, working on a light ballast, or in the center of a room
- Accessible from both sides
- Special heavy-duty "A" bracket allows for quick, easy set-up
- Compact design is easy to maneuver in tight hallways and stairwells
- Meets/exceeds N.F.P.A. 1931 standards
- Field repairable with factory parts



Slip-resistant combination safety shoes on base section



Easy Rung Replacement
Instructions on page 15

Model	Closed Length	Height in "A" Position	Width in "A" Position	Width	Banking Thickness	Weight
CJL-10	6' 2"	5' 10"	4' 3"	20-1/2"	6-3/8"	27 lbs
CJL-12	7' 4"	7' 0"	4' 11"	20-1/2"	6-3/8"	29 lbs
CJL-14	8' 6"	8' 2"	5' 4"	20-1/2"	6-3/8"	33 lbs
CJL-16	9' 8"	9' 1"	6' 5"	20-1/2"	6-3/8"	38 lbs

FIRE LADDERS


Folding Ladders

ALCO-LITE


ALCO-LITE® folding ladders offer the ultimate in portability for low to medium height access. Compact design fits easily on any service vehicle.

Features


- Hinge locks ladder into open position
- Lightweight for easy carrying
- Folds laterally into 5-1/4" wide compact unit for easy storage and transportation
- Equipped with handles for safe, easy maneuvering and set-up
- Meets/exceeds all N.F.P.A. 1931 standards
- Designed for maximum one-man load
- Available with slip-resistant fixed rubber cap feet



Handles allow for safer, easy handling



Large, heavy, cast aluminum swivel safety shoes assure best traction in many environments



Slip-resistant fixed rubber cap feet

Model	Open Length	Folded Length	Folded Width	Open Width	Banking Thickness	Weight
FL-08	8' 3"	9' 3"	5-1/4"	15-1/2"	2"	12 lbs
FL-10	10' 6"	11' 5"	5-1/4"	15-1/2"	2"	14 lbs
FL-12	12' 8"	13' 8"	5-1/4"	15-1/2"	2"	17 lbs
FL-14	14' 11"	15' 11"	5-1/4"	15-1/2"	2"	21 lbs

FIRE LADDERS

ALCO-LITE

Fiberglass Ladders


ALCO-LITE® fiberglass fire ladders are designed to meet fire fighters' most demanding requirements. Non-conductive fiberglass side rail construction offers an added measure of safety when used near charged electrical circuits.

Features

- Non-conductive fiberglass side rails for improved safety
- Solid I-beam construction for greater strength and rigidity
- All FEL and FEL3 extension ladders are equipped with 1/2" diameter halyards
- Double rung plates increase strength and durability
- Aluminum rungs add strength and durability while reducing weight
- Rungs are easily replaced if damaged
- Designed for general fire fighting
- Meets/exceeds N.F.P.A. 1931 standards



Double rung plates to rail connection adds strength and rigidity



Roof ladders have high strength steel, 3/4" rotating roof hooks with reinforcing brace for longer service and durability



High strength steel butt spurs protect rail ends and help secure base

Easy Rung Replacement
Instructions on page 15



FIRE LADDERS

Fiberglass Ladders

ALCO-LITE

FRL Series

Fiberglass Roof Ladder

Nests in base section of FEL or FEL3

High strength steel, 3/4" rotating roof hooks with reinforcing brace for longer service and durability

Fiberglass type single wall ladder, (FWL series), similar to roof ladder, is available upon request

Model	Length	Width	Banking Thickness	Weight
FRL-08	8' 7"	19-1/8"	3-13/16"	24 lbs
FRL-10	10' 11"	19-1/8"	3-13/16"	30 lbs
FRL-12	12' 2"	19-1/8"	3-13/16"	36 lbs
FRL-14	14' 5"	19-1/8"	3-13/16"	42 lbs
FRL-16	16' 9"	19-1/8"	3-13/16"	46 lbs
FRL-18	19' 0"	19-1/8"	3-13/16"	50 lbs
FRL-20	20' 2"	19-1/8"	3-13/16"	55 lbs

FEL Series

Fiberglass Two-Section Ladder

Oversized 2-1/4" pulley for easy operation

Companion to FRL fiberglass roof ladder

Model	Extended Length	Closed Length	Width	Banking Thickness	Weight
FEL-12	12'	8' 6"	22-5/16"	6-9/16"	63 lbs
FEL-14	14'	9' 8"	22-5/16"	6-9/16"	69 lbs
FEL-16	16'	10' 10"	22-5/16"	6-9/16"	77 lbs
FEL-20	20'	12' 1"	22-5/16"	6-9/16"	84 lbs
FEL-24	24'	14' 4"	22-5/16"	6-9/16"	99 lbs
FEL-28	28'	16' 8"	22-5/16"	6-9/16"	118 lbs
FEL-30	30'	17' 10"	22-5/16"	6-9/16"	130 lbs
FEL-35	35'	20' 2"	22-5/16"	6-9/16"	139 lbs
FEL-40	40'	22' 6"	22-5/16"	6-9/16"	150 lbs

FEL3 Series

Fiberglass Three-Section Ladder

Oversized 2-1/4" pulley for easy operation

Nests with FRL roof ladder

FEL3-fly section activated by cable and operates automatically with center section

Model	Extended Length	Closed Length	Width	Banking Thickness	Weight
FEL3-24	24'	12' 3"	25-1/2"	9-1/4"	133 lbs
FEL3-28	28'	13' 5"	25-1/2"	9-1/4"	145 lbs
FEL3-30	30'	14' 7"	25-1/2"	9-1/4"	155 lbs
FEL3-35	35'	15' 9"	25-1/2"	9-1/4"	170 lbs
FEL3-40	40'	16' 11"	25-1/2"	9-1/4"	181 lbs

NOTE

Clean, dry fiberglass ladders are non-conductive and offer the best protection from electrocution of any ladder material. The amount of protection provided depends upon the environment in which the ladder is used. Wet fiberglass can and does conduct electricity. The best policy is to avoid all contact with charged electrical circuits.

FIRE LADDERS